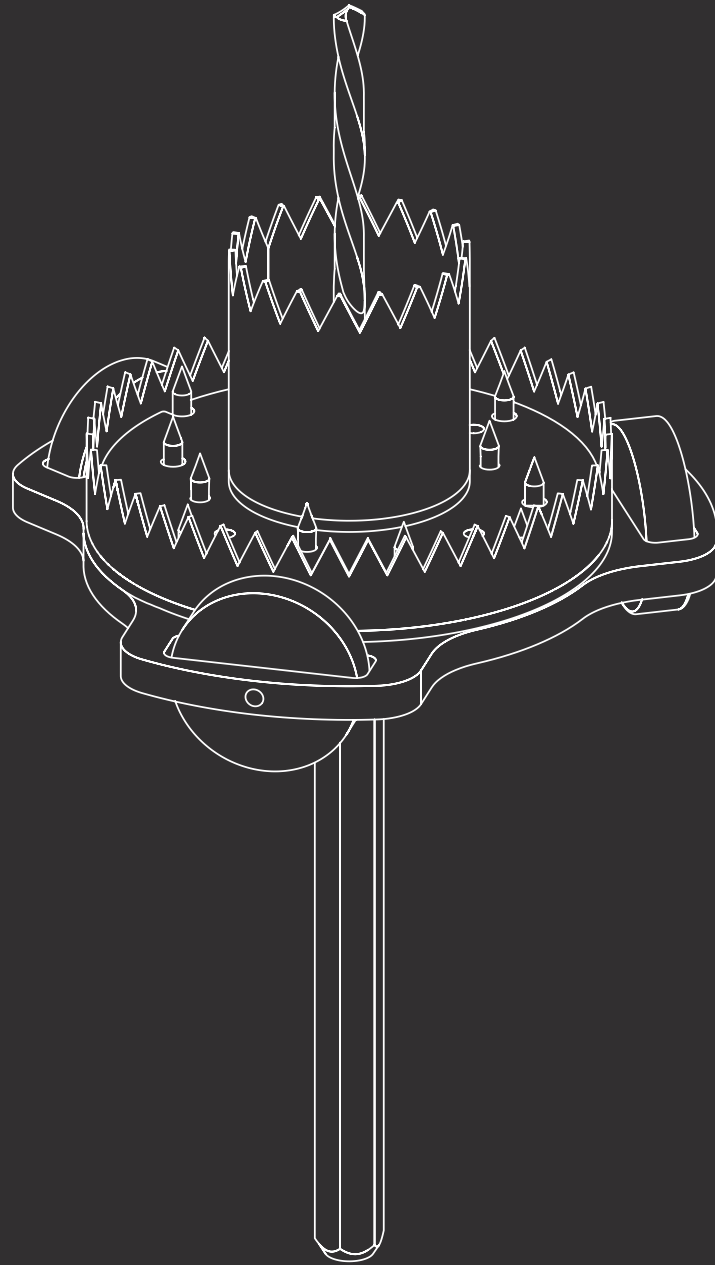
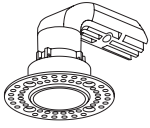


DOTTA SYSTEM / TOOL KIT

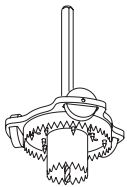


Clight

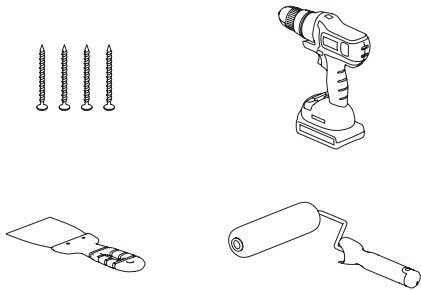
INSTALLATION



Lighting fixture & driver



Tool Kit

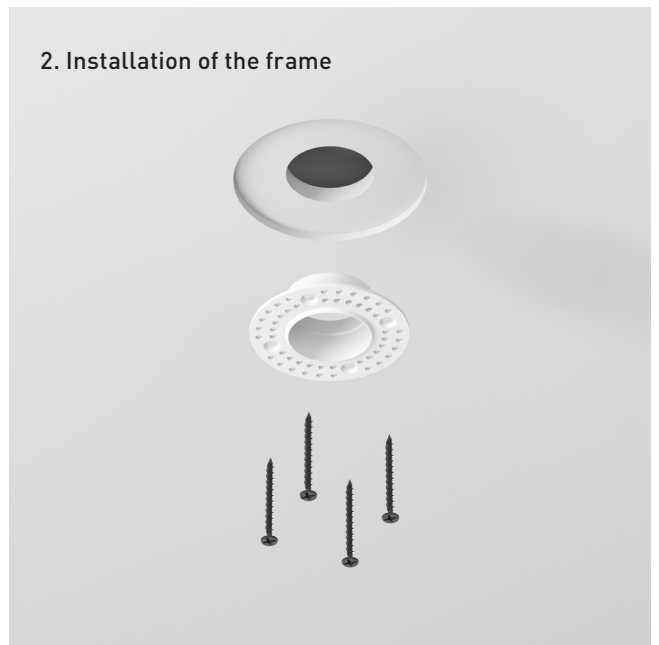


Installation is a simple process thanks to the innovative drill tool kit. Final finishing needs a minimum amount of plaster work.

1. Drilling the hole



2. Installation of the frame



3. Plastering & paint work




4. Positioning the power supply



5. Installation of the fixture




6.



MAINTENANCE

1.



2.



The power supply and the fixture can be removed at any time by simply pressing the fixture once and pulling the fixture.

HEADQUARTER

Beit Ha-Defus St. 12
9548315 Jerusalem
Israel

SHOWROOM

Hatnufa 7 St.
9342207 Jerusalem
Israel

LOGISTIC CENTER

Tsela ha-Har St. 47
7178127 Modein
Israel

T +972 (2) 6727811/2
F +972 (2) 6727813

office@clight-led.com
export@clight-led.com

Clight
by **Cabasso Group**

www.**clight-led**.com